

THE

ALL-ROUNDER



THE ALL-NEW



ISUZU *Hi-Lander*

IT'S ALL YOU WANT



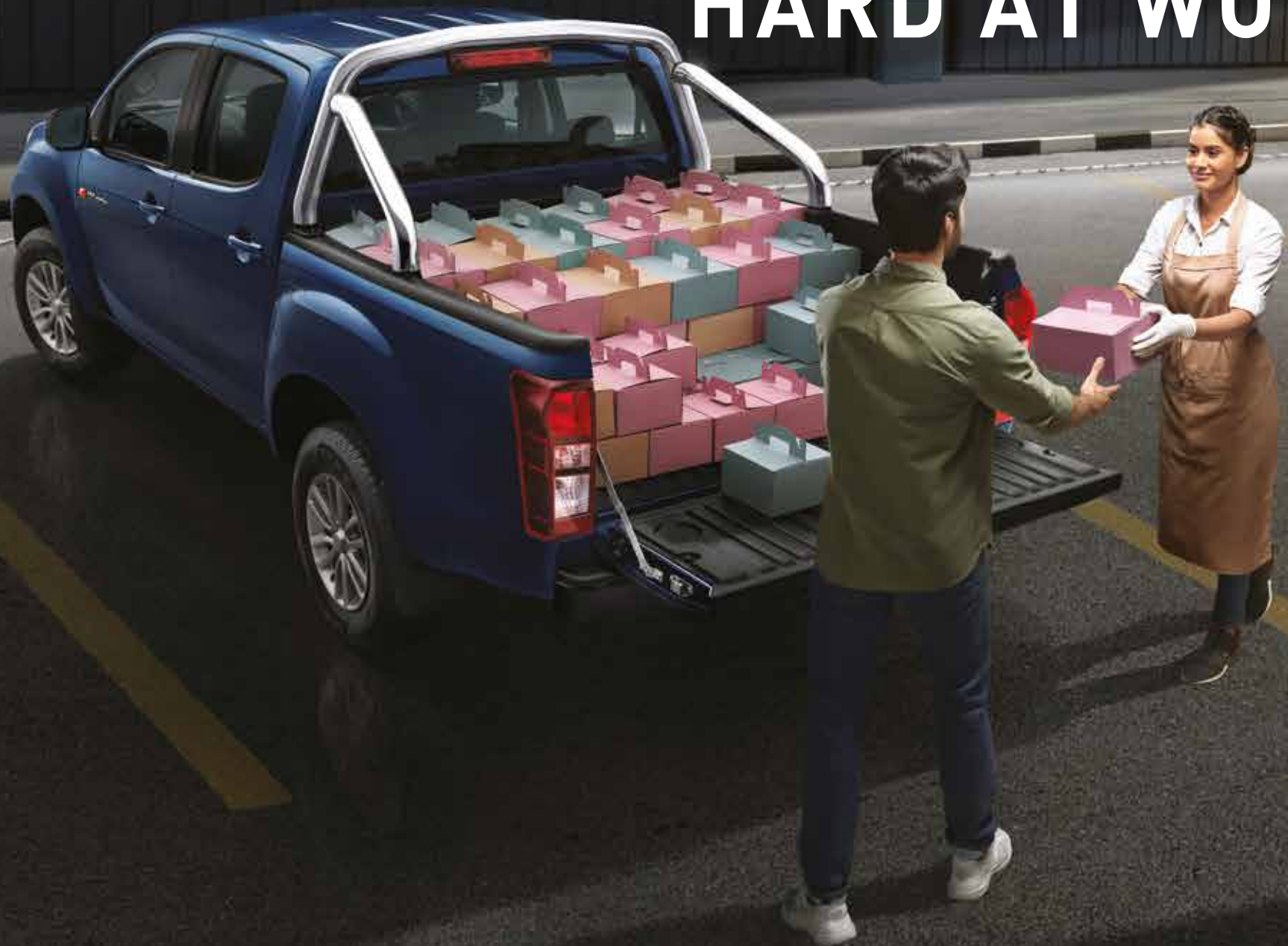
IT'S ALL YOU NEED

Begin every day with the absolute best, the one that can give you a headstart in any task you undertake- be it work or play, business or leisure, all you need is the all-new Hi-Lander. It has everything covered - style, comfort, safety and a superior pickup experience. Its versatile personality complements your ambitions and dreams perfectly, to let you do more of everything.

This is one pickup that you will never compromise with. Because the all-new Hi-Lander is also the all-rounder.

The all-rounder.

HARD AT WORK



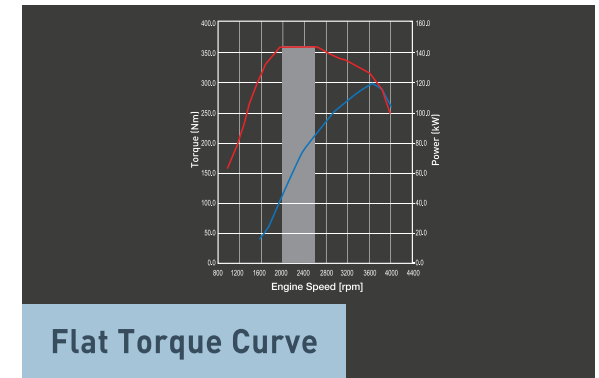
HARD AT PLAY



The all-new Hi-Lander has the power you need to get ahead. Whether it's work or leisure, the all-new Hi-Lander promises to make both better. This ultra-capable pickup knows its way around tough workdays and adventure-filled weekends too.



VGS Turbocharger



Flat Torque Curve



1.9L Diesel Engine with 120 kW (163 hp) Power & 360 Nm Torque



Diamond-like Carbon-coated Pistons and Injectors



ISUZU Gravity Response Intelligent Platform (iGRIP)

STURDY OUTSIDE

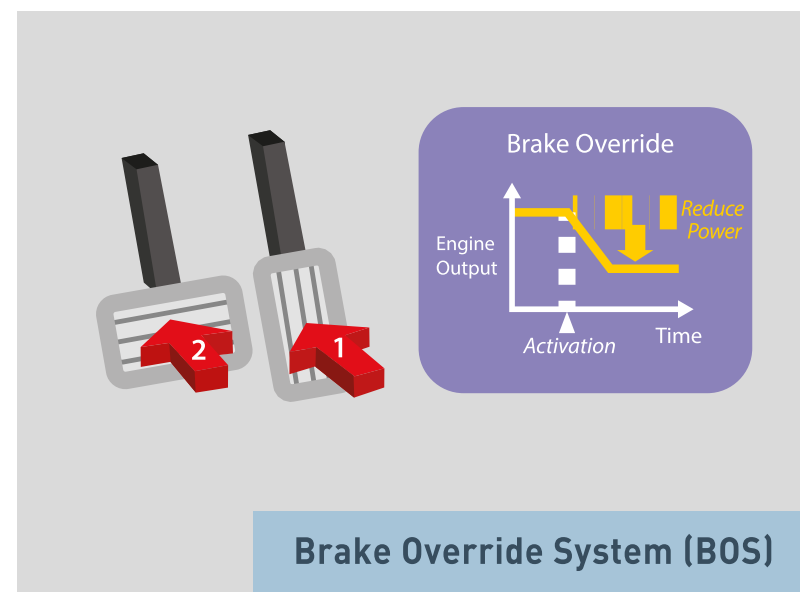


SAFE INSIDE





Dual Airbags : Driver & Front Passenger

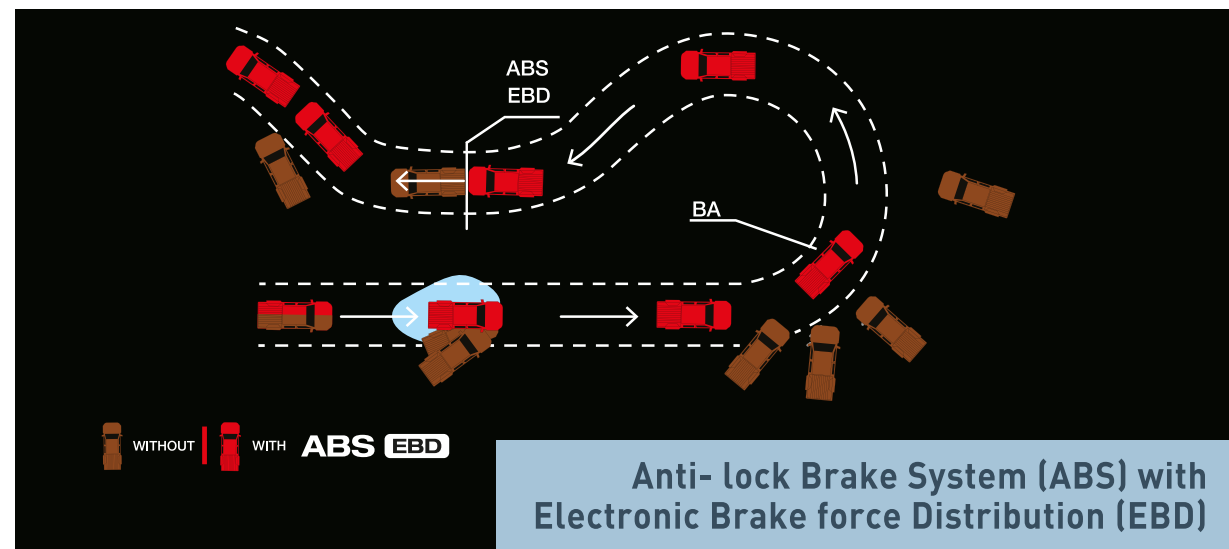


Brake Override System (BOS)



Steel Underbody Protection

Your search for the perfect travel companion is over. Because the all-new Hi-Lander goes the extra mile to keep you safe and sound at all times. Now you will never have to compromise on your safety or that of your loved ones, ever again.



LOOKS GREAT



UNBEATABLE CONVENIENCE



Dark Grey Grille





Dark Grey ORVM

A bold profile, a stylish look, and its rugged form give the all-new Hi-Lander an unmistakable personality. Made for the perfect first impression and going the last mile alike, the all new Hi-Lander is hard to miss, no matter the crowd.



Chrome Tailgate Handles



B-Pillar Blackout Film

UNBEATABLE COMFORT



UNBELIEVABLE VERSATILITY



The road can be tough, but that doesn't mean the journey has to be. The all-new Hi-Lander is the perfect combination of comfort and convenience. Making every trip, either for work or with the family, the perfect day out.



3D Electro-luminescent Instrument Cluster with Multi-information Display



Front Wrap-around Bucket Seats



Flexible Rear Seats With 60:40 Tip Up



6-Way Adjustable Driver Seat



Multiple USB Power Outlets



Twin-Cockpit Ergonomic Cabin Design

ALL - R O U N D E R



Nautilus Blue



Sapphire Blue Mica



Red Spinal Mica



Silver Metallic



Galena Grey



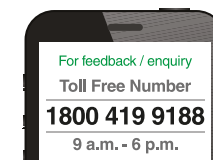
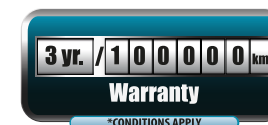
Black Mica



White Solid

Disclaimer—Isuzu Motors India Pvt. Ltd. ("Isuzu") reserves the right to alter or discontinue any specification or any detail of the vehicle (including interiors or approved genuine accessories) without any prior information/notice to existing or prospective customers. Isuzu also has the right to permanently or temporarily discontinue manufacturing of any vehicle or model without any prior information/notice to existing or prospective customers. The specifications and all details provided are authentic as on the date* of the printing/publication of this information. Kindly check with Isuzu Dealers for the latest/updated information on the specifications and/or any other details including details of vehicle price and approved genuine accessories. There could be slight variations in the colour of the actual vehicle body/interiors/genuine approved accessories and the colour seen in the printed photos. Kindly contact your nearest Isuzu Dealer to know and feel the exact colour of the vehicle body/interiors/genuine accessories. Certain parts of the vehicle seen in the printed photo are Accessories. These Accessories are not part of the vehicle being sold to the customer. Accessories have to be purchased separately. Isuzu advises to use only approved genuine accessories and not to use any non-genuine fitments. Please contact our dealers for details of approved genuine accessories/fitments. All our vehicles manufactured after 1st April 2020 are compliant with Bharat Stage VI (BS VI) emission norms.

*Date of printing/publication: 04/05/2021.



SPECIFICATIONS & FEATURES

SPECIFICATIONS	
ENGINE	
Type	4 Cylinder, Common Rail, VGS Turbo Intercooled Diesel
Engine Displacement	1898 cm ³
Max Power	120 kW (163 hp) @ 377 rad/s (3600 rpm)
Max Torque	360 Nm @ 209 – 262 rad/s (2000-2500 rpm)
TRANSMISSION	
Drive Type	2WD System
No. of Speeds, Shift Type	6 Speed, Manual
SUSPENSION	
Front	Independent Double Wishbone, Coil Spring
Rear	Soft Ride, Leaf Spring
WHEEL	
Tyre Size	245/70 R16
Tyre Type	Radial, Tubeless
Rim Type	Steel
BRAKES AND STEERING	
Front Brake Type	Ventilated Disc with Twin-Pot Calipers
Rear Brake Type	Drum
Steering Type	Hydraulic Power Assist with Tilt Adjustment
DIMENSIONS	
Overall Vehicle (LxWxH)	5295 mm x 1860 mm x 1785 mm
Wheelbase	3095 mm
Deck Inner (LxWxH)	1485 mm x 1530 mm x 465 mm
Track Front/Rear	1570 mm
Seating Capacity (Incl. Driver)	5
WEIGHT	
Deck Carrying Capacity	225 kg
Kerb Weight	1835 kg

FEATURES	
STYLING	
Dark Grey Metallic Finish Grille	
Dark Grey Metallic Finish ORVMs	
Body Colored Door handles	
Chrome Tailgate handles	
Centre Mounted Roof Antenna	
B-pillar Black-out Film	
Rear Bumper	
AC Air Vents with Glossy Black finish	
PERFORMANCE	
Isuzu Gravity Response Intelligent Platform	
Powerful Engine with Flat Torque Curve	
High Ride Suspension	

COMFORT AND CONVENIENCE	
Twin-Cockpit Ergonomic Cabin Design	
Central locking with key	
Front Wrap-around Bucket Seat	
6-way Manually Adjustable Driver seat	
Adjustable Headrests	
High Quality Fabric Upholstery	
AC with Pollen filters	
4 speakers with pre-wiring (Front door & dash)	
3D Electro-luminescent Meters with Multi-information Display (MID)	
Flexible Rear Seat - Foldable with 60:40 Tip-Up	
Multiple Cup Holders and Storage Compartments	
2 Power Outlets (Centre Console & 2 nd row Floor console)	
3 USB ports	
Auto down power windows	
Gear Shift Indicator	
Vanity Mirror on Passenger sun visor	
Coat Hooks	
Overhead Dome lamp	
DPD & SCR Level Indicators	
SAFETY AND SECURITY	
Anti-skid Brake System (ABS) with Electronic Brakeforce Distribution (EBD)	
Emergency Brake Assist (EBA)	
Brake Override System (BOS)	
Dual Front Airbags	
Pre-Tensioners with Load Limiters for Front Seat Belts	
ISOFIX Anchorages for child Seat	
Rear Door Child Lock	
Engine Immobiliser	
Pedestrian Friendly Front Fascia	
High Tensile Steel Body with Tailor-Welded Blanks	
Side Anti-intrusion Bars	
Chassis and Cabin with Crumple Zones	
Collapsible Steering Column	
Driver & Passenger Seat Belt Warning	
Engine Cover	
Wheel Cover	
Steel Underbody Protection	
Warning Lamps and Buzzers	

MAKE EVERYTHING BETTER WITH THE ALL-ROUNDER




Bed Liner Over Rail



D-Box with Spoiler



Hard Lid



Sports Bar



Carpet Floor Mat



Canopy



Door Visor



Rear Combi Lamp Guard



Illuminate Rocker Plate Crew




Cargo Rails Crew




Front Bumper Guard



Cargo Net



Seat Cover



Cargo Bike Carrier



Emergency Set

OVER 100 YEARS OF EXCELLENCE, ACROSS CONTINENTS.



This map is a generalized illustration only and is not intended to be used for reference purposes. Map shown is not to scale.

AN UNSTOPPABLE ZEST

A true icon of Japanese automotive engineering, ISUZU is bolstered by a legacy that spans over a hundred years. With operations in 25 countries, it is a true global brand that is coveted in over 100 countries worldwide. Manufactured with the promise of 'engineered for life', today the ISUZU name is synonymous with reliability, durability and long lasting vehicles. Renowned for their fuel efficiency, ISUZU vehicles are also powerful and adventurous to the core. Staying true to this philosophy, ISUZU has grown into a brand that is adored not just by adventure seekers but also by those who believe in superior automotive engineering and unmatched style in their vehicles.

The new ISUZU Hi-Lander too embodies this promise and offers you something that no other vehicle can offer; the freedom to go on any adventure you choose while also giving your family the best in safety and comfort. So, no matter what your passions and pursuits are, with ISUZU you NEVER STOP.

The background of the advertisement is a night landscape. In the foreground, there is a rocky, uneven terrain with some sparse, dry grass. In the middle ground, a body of water reflects the ambient light. In the far background, a city or town is visible with its lights glowing against the dark horizon. The sky is a deep blue, filled with numerous stars and a few faint, wispy clouds. A bright, diagonal streak of light, possibly a meteor or a satellite, is visible in the upper right portion of the sky.

ISUZU
NEVER STOP